

Information of Director of Training Centre

It shall be verified by the Head of the concerned Training Center,

Sr. No.	Particular	Information to be filled
01.	Name of the Mentor	: Dr. Saurabh Mukewar
02.	Date of Birth	: 15/08/1984
03.	Address	: 07, CBR Road Ramdaspath Nagpur
04.	Tel. No./ Mob. No.	: 8484806715
05.	e-mail id	: saurabhmukewar@gmail.com
06.	Nationality	: Indian
07.	Qualification in details : (attach documentary proof)	: Documents Attached
08.	Teaching Experience / Health Sciences: Profession Experience (Attached document proof with signature of Head of the Institute. Also it is mandatory to attach self-attested Photocopy of the Experience Certificate of each Mentor in the Subject of concerned Fellowship/Certificate Course)	: Documents Attached
09.	Present Appointment	: Midas Multispeciality Hospital
10.	Publications (List & Proof)	: - Documents Attached,
11.	Post Graduate Teaching experience (Attach documentary evidence)	: Documents Attached
12.	Any other relevant information	:

Date: -



Name & Sign. of Mentor

Saurabh Mukewar

For the use of affiliated Training Center:

I have verified the eligibility of the above Mentor as per the criteria of eligibility prescribed by the University vide clause no.7 of the University Direction No. 05/2017 (Amended) and University Circular No. MUHS/UDC/FCCC/736/2019 dated 30/09/2019.

Sign & Stamp
Head of the Department
Date:



Sign & Stamp
Dean/ Principal/ Director of Training Centre
Date:



Training Centre Round
Seal



MAHARASHTRA MEDICAL COUNCIL, MUMBAI

CERTIFICATE OF REGISTRATION

Registration No. 2019/12/7459

This is to certify that the withinsigned

Saurabh Mukewar




Doctor (Mr.) MUKEWAR SAURABH SHRIKANT

possessing the qualification M.B.B.S. of MAHARASHTRA UNIVERSITY OF HEALTH SCIENCES, NASHIK, 2009 has been duly registered in part I of the register under the Maharashtra Medical Council Act, 1965 (Mah. XLVI of 1965).

This certificate is valid upto 30/12/2024.

In witness whereof are herewith affixed the Seal of the Maharashtra Medical Council, Mumbai & the Signature of the Registrar.



S. Deshmukh
Registrar

Dated the 30/12/2019

THE AMERICAN BOARD OF INTERNAL MEDICINE

INCORPORATED 1936



Attests that






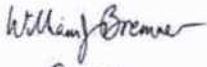
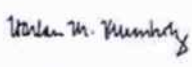
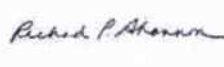



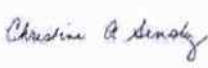


Saurabh Mukewar

Has met the requirements of this board
and is hereby certified as a diplomate in

Internal Medicine

Ongoing certification is contingent upon meeting the requirements of Maintenance of Certification.
Please visit www.abim.org to verify current certification status.

ABIM BOARD OF DIRECTORS

 David H. Johnson CHAIRMAN	 Alan H. Bassett CHAIRMAN	 Peter M. Crowley SECRETARY	 Stuart R. Kincaid TREASURER	 Richard J. Simon PRESIDENT
 William J. Bremner	 Warren M. Runyan	 Richard P. Shannon	 J. Michael	
 Paul Callanan	 Aggie	 Christine A. Dinsley		
	 Ian R. Boring CLINICAL CHAIR	 Meredith INTERNAL MEDICINE SPECIALTY BOARD CHAIR		

THE AMERICAN BOARD OF INTERNAL MEDICINE

INCORPORATED 1936



Attests that

Saurabh Mukewar

Has met the requirements of this board
and is hereby certified as a diplomate in

Gastroenterology

Ongoing certification is contingent upon meeting the requirements of Maintenance of Certification.
Please visit www.abim.org to verify current certification status.

BOARD OFFICERS

Alan H. Bassett CHIEF Peter M. Conolly VICE-CHAIR ~~David L. Larson~~ SECRETARY Susan A. Medisor DE-MEMBER Richard F. Baron PRESIDENT James M. Murray EX-PRESIDENT

GASTROENTEROLOGY BOARD

Paul Martin CHAIR David C. Cline MEMBER James H. Lee MEMBER ~~James H. Lee~~ MEMBER
John J. Ahl MEMBER Lawrence S. Friedman MEMBER Diana S. Johnson MEMBER Cecylia S. MEMBER

GASTROENTEROLOGY BOARD EXAM COMMITTEE

William Hensline CHAIR Sheila A. MEMBER ~~William Hensline~~ MEMBER Christine M. MEMBER ~~William Hensline~~ MEMBER
David J. MEMBER ~~William Hensline~~ MEMBER Joseph C. MEMBER

NUMBER 344559

2016

THE AMERICAN BOARD OF INTERNAL MEDICINE

INCORPORATED 1936



Attests that

Saurabh Mukewar

Has met the requirements of the American Boards of Internal Medicine and Pediatrics
and is hereby certified as a diplomate in

Transplant Hepatology

Ongoing certification is contingent upon meeting the requirements of Maintenance of Certification.
Please visit www.abim.org to verify current certification status.

BOARD OFFICERS

Patricia M. Crowley (Chair) *Marcus J. Cohen* (Vice Chair) *David C. Reardon* (Secretary) *Lorin A. Medicine* (Treasurer) *Richard F. Baron* (President) *James H. Murray* (Executive Director)

TEST AND POLICY COMMITTEE ON TRANSPLANT HEPATOLOGY

Neil S. Chinitz (Chair) *Manuel M. Gomez* *Uma Kar Srinivasan* *Cynthia Long*
Estelle M. Hirsch *Ann Le* *Paul Y. Kuo* *[Signature]*



University of California, Los Angeles

David Geffen School of Medicine,


Department of Medicine, Division of Digestive Diseases

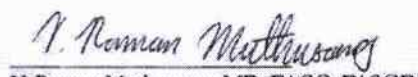
Saurabh Mukewar, MD

has successfully completed a Faculty Career Development Program in

Advanced Endoscopy

July 1, 2016 – June 30, 2017


Gary Gitnick, MD
Division Chief


V. Raman Muthusamy, MD, FACG, FASGE
Program Director

Cleveland Clinic



Educational Foundation

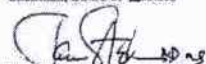
Let it be known that
Saurabh Shrikant Mukewar, M.D.
has served as a Resident in
Internal Medicine

July 1, 2010 to June 30, 2013

In witness whereof, this certificate is awarded this 30th day of June, 2013




Chairman, Board of Trustees




Chairman, Education Institute

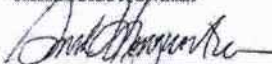


Program Director





Chairman, Board of Governors



Chairman, Medicine Institute

Educational Commission for Foreign Medical Graduates



The ECFMG® certifies that

Saurabh Shrikant Mukewar

has successfully passed the required examinations, satisfied all the requirements of the Commission, and has been awarded this Certificate.

Certificate Number	0-755-930-5
Medical Science	
USMLE Step 1	June 26, 2008
USMLE Step 2 CK	August 26, 2009
Clinical Skills	
USMLE Step 2 CS	March 17, 2009


Chair, Board of Trustees


President and Chief Executive Officer

Date Issued December 1, 2009

COLUMBIA UNIVERSITY
IN THE CITY OF NEW YORK

THIS IS TO CERTIFY THAT

SAURABH SHRIKANT MUKEWAR, MD
HAS SERVED AS

POSTDOCTORAL CLINICAL FELLOW

UNDER THE SUPERVISION OF THE DEPARTMENT OF

MEDICINE - TRANSPLANT HEPATOLOGY


OF THE


COLLEGE OF PHYSICIANS AND SURGEONS

AT

NEW YORK PRESBYTERIAN HOSPITAL

July 01, 2017 - June 30, 2018


CHAIRMAN


DEAN OF THE FACULTY
OF MEDICINE

**MAHARASHTRA UNIVERSITY OF
HEALTH SCIENCES, NASHIK**

We, the Chancellor, the Pro-Chancellor, the Vice
Chancellor, the Members of the Management
Council and the Academic Council of the
Maharashtra University of Health Sciences,
Nashik, certify that

**Shri/Smt. MUKEWAR SAURABH
SHRIKANT**

of GOVERNMENT MEDICAL COLLEGE,
NAGPUR
having been examined and found duly qualified
for the

*Bachelor of Medicine &
Bachelor of Surgery*

In Nov-2006
the said Degree has been conferred on him/her.
In testimony whereof is set the seal of the said
University.

PRN 0103122333
25th May 2009

m. m. shahade
VICE-CHANCELLOR



'09000276'

**महाराष्ट्र आरोग्य विज्ञान
विद्यापीठ, नाशिक**

आम्ही, महाराष्ट्र आरोग्य विज्ञान विद्यापीठाचे
कुलपति, प्रकुलपति, कुलगुरु, व्यवस्थापन परिषद
व विद्यापरिषद सदस्य प्रमाणित करतो की,

नागपूर येथील शासकीय वैद्यकीय
महाविद्यालया चे/ष्या

मुकेवार सौरभ श्रीकांत

हे/हया नोव्हेंबर-२००६ मध्ये

**वैद्यक आणि शल्यचिकित्सा
स्नातक**

परीक्षा उत्तीर्ण झाल्याबरोबर त्यांना ही पदवी
प्रदान करण्यात येत आहे. याची साक्ष म्हणून
विद्यापीठाची अधिकृत मुद्रा येथे अंकित करण्यात
येत आहे.

मृदुला फडके
कुलगुरु

Saurabh Mukewar, MD

Personal Information

386, Dandige Layout,
Shankar Nagar,
Nagpur – 440010
India
saurabhmukewar@gmail.com
Place of birth: Nagpur, India
Citizenship: India
Unites States Permanent Resident

Present Academic Rank and Position

Adjunct Assistant Professor of Medicine, Department of Gastroenterology and Hepatology, Cornell University, New York Presbyterian Hospital, New York, NY 2018 – present
Consultant, Midas Multispecialty Hospital, Nagpur, India 10/2019 – present

Education

Adult Transplant Hepatology Fellow, Division of Abdominal Transplant and Hepatobiliary Surgery, Columbia University, New York Presbyterian Hospital, New York, NY 2017 - 2018
Interventional Endoscopy Fellow and Clinical Instructor of Medicine, Division of Digestive Diseases, David Geffen School of Medicine at University of California, Los Angeles, CA 2016 - 2017
Gastroenterology fellow and Instructor of Medicine, Department of Gastroenterology and Hepatology, Mayo Clinic, Rochester, MN 2013 - 2016
Internal Medicine Resident and Instructor of Medicine, Department of Medicine, Cleveland Clinic Foundation, Cleveland, OH 2010 - 2013
M.B.B.S (Bachelor of Medicine & Bachelor of Surgery)
Government Medical College, Nagpur, India
Maharashtra University of Health Sciences, Nashik, India 2002 - 2009

Board Certification

USMLE Step 1 – 246 (99)
USMLE Step 2 CK – 252 (99)
USMLE Step 2 CS – Passed
USMLE Step 3 – 220 (93)
ECFMG certified on Dec. 1, 2009
Internal Medicine (ABIM) certified on Oct. 7, 2013 (top 10%)
Gastroenterology (ABIM) certified on Dec, 21, 2016 (top 5%)

Medical Licensure

New York State Medical Board

Honors/Awards

Fellowship

- American Gastroenterology Association Fellow Abstract Award, 2015
- Young Investigator Bursary Award, European Association for the Study of the Liver, 2015
- Research grant award, Minnesota Partnership for Biotechnology and Medical Genomics

Residency

- Principal Investigator, American College of Gastroenterology Clinical Research Grant Award, 2012
- Principal Investigator, Research Program Committee Grant Award, 2011
- Clinical Scholar Program, 2011
 - Awarded to 6 out of 120 candidates in the Internal Medicine Residency program.
 - Advanced research track that offers selected residents anticipating a career in academic medicine with clinical teaching seminars, courses in clinical research or epidemiology, and a medical writing course.

Medical College

- Amongst top 2% students in a class of 200 in Medical College
- Honors (above 75% marks) in Biochemistry, Microbiology, Pathology and Ophthalmology.
- Principal Investigator, Indian Council of Medical Research (ICMR) Scholarship Award presented to 100 medical students all over India, 2003

Previous Professional Positions and Appointments

- Research associate, Department of Infectious Diseases, Cleveland Clinic, Ohio, 2009
- Research associate, Midas Medical Foundation, India, 2005-2007
- Research assistant, Government Medical College, Nagpur, India, 2003-2005

Extramural Professional Responsibilities

- DDW Video Committee, 2019-2020
- National Editor, Journal of Digestive Endoscopy, current
- Associate Editor, BioMed Central Gastroenterology, open access journal, current
- Consulting editor, Clinical and Experimental Gastroenterology, current
- Reviewer, Gastrointestinal Endoscopy, current
- Reviewer, Inflammatory Bowel Disease journal, current
- Reviewer, Journal of Digestive Endoscopy, current
- Editorial Board, Journal of Digestive Endoscopy, current

Professional Memberships and Societies

- Member, World Endoscopy Organization, 2020 - current
- Member, Indian Association for the Study of the Liver, 2020 – current
- Member, Indian Society of Gastroenterology, 2020 – current
- Member, Society of Gastrointestinal Endoscopy of India, 2020 - current
- Member, American College of Gastroenterology, Jan. 2014 - current
- Member, American Gastroenterology Association, Jan. 2014 - current
- Member, American Society of Gastrointestinal Endoscopy, Jan. 2014 - current
- Member, American Association for the Study of Liver Diseases, Feb. 2016 - current

Research Grants Awarded

- Minnesota Partnership for Biotechnology and Medical Genomics, 2015 for “Electroporation for Extracardiac Tissue Ablation: Novel Therapies for Disease”, **Co-investigator, US \$ 1 million**
- American College of Gastroenterology Clinical Research Award, 2012 for “Investigation of etiopathogenesis of nephrolithiasis in patients with ileal pouches”, **Principal Investigator, 2012, US \$ 8,500**
- Research Program Committee Pilot Grant Award, Cleveland Clinic Foundation, Ohio for “Urine studies to assess metabolic complications in patients with ileal pouches”, **Principal Investigator, 2011, US \$ 19,992**
- Indian Council of Medical Research (ICMR) Scholarship Award for “Efficacy of Metadoxine in Alcoholic Fatty Liver Disease – A Randomized Double Blind Controlled Trial”, **Principal Investigator, 2003, INR 5,000 (US \$ 111.1)**

Live Demonstration of Endoscopic Procedures

- ANSHCON, Ahemdabad, April 2022 – Cases: Plastic stenting for hilar stricture, Pancreatoscopy and laser lithotripsy for chronic obstructive calcific pancreatitis and Incisional therapy for refractory esophageal stricture
- EUS conference, Max Hospital, Delhi, December 2021 – Demonstrated EUS guided cystogastrostomy

Special Invitations

- Invited to be part of an expert panel of 15 members across India to participate in formulating guidelines for EUS guided biliary drainage for Society of Gastrointestinal Endoscopy, India – April 2022

Workshops Organized and Teaching Activities

- Organized “EUS: for beginners” webinar workshop and gave a talk on “Basics of EUS”, August 2021
- Organized “Hands-on” training workshop for EUS for doctors from Delhi, Gujarat, Bilaspur and Nagpur, November 2021
- Organized “Hands-on” training workshop for EUS for doctors from Pune, Indore, Lucknow and Nagpur, March 2022

Publications

Review articles

1. **Mukewar S**, Carr-Locke D. Advances in Endoscopic Imaging of the Biliary Tree. *Gastrointest Endosc Clin N Am*. 2019 Apr;29(2):187-204.
2. **Mukewar S**, Muthusamy V. Recent Advances in Therapeutic EUS for Cancer Treatment. *Gastrointest Endosc Clin N Am*. 2017 Oct;27(4):657-680.
3. **Mukewar S**, Gostout CJ. The Evolution of "New Notes," Origins, and Future Directions. *Gastrointest Endosc Clin N Am*. 2016 Apr;26(2):229-35
4. **Mukewar S**, Muthusamy V. Future direction in EUS-guided tissue acquisition. *Techniques in Gastrointestinal Endoscopy* (accepted)
5. Singh S, **Mukewar S**. "Role of Endoscopic Ultrasound to Assess and Manage Portal Hypertension" *Digestive Disease Interventions* 2020; 04(02): 103-109
6. Chhoda A, **Mukewar SS**, Mahadev S. Managing Gallstone Disease in the Elderly. *Clin Geriatr Med*. 2021 Feb;37(1):43-69
7. Gawande A, Mukewar S, Daswani R, Bhaware B, **Mukewar S**. Recent Endoscopic Ultrasound-Related Publications With Potential to Influence Clinical Practice. *Journal of Digestive Endoscopy* 2021; 12(04): 221-228

Original articles

1. **Mukewar S**, Sharma A, Phillip N, Gupta R, Aryal-Khanal A, de Pretis N, Anani V, Enders FT, Larson JJ, Takahashi N, Levy MJ, Topazian M, Pearson RK, Vege SS, Chari ST. Risk of Pancreatic Cancer in Patients with Pancreatic Cysts and Family History of Pancreatic Cancer. *Clin Gastroenterol Hepatol*. 2018 Feb 6
2. **Mukewar S**, Gorospe EC, Knipschild MA, Bingener J, Gostout C. Effects of carbon dioxide insufflation during direct cholangioscopy on biliary pressures and vital parameters: a pilot study in porcine models. *Gastrointest Endosc*. 2017 Jan;85(1):238-242
3. **Mukewar S**, Kumar N, Catalano M, Thompson C, Abidi W, Harmsen W, Enders F, Gostout C. Safety and efficacy of fistula closure by endoscopic suturing: a multi-center study. *Endoscopy*. 2016 Nov;48(11):1023-1028
4. **Mukewar S**, Gupta A, Baron TH, Gores G, Furutani K, Haddock MG, Hallemeier CL. Endoscopically inserted nasobiliary catheters for high dose-rate brachytherapy as part of neoadjuvant therapy for perihilar cholangiocarcinoma. *Endoscopy* 2015 Oct;47(10):878-83
5. **Mukewar S**, Sharma A, Lackore K, Enders F, Torbenson M, Kamath PS, Roberts LR, Kudva YC. Clinical, Biochemical, and Histopathology Features of Patients with Glycogenic Hepatopathy. *Clin Gastroenterol Hepatol*. 2016 Dec 30

6. **Mukewar S**, de Pretis N, Aryal-Khanal A, Ahmed N, Sah R, Enders F, Larson JJ, Levy MJ, Takahashi N, Topazian M, Pearson R, Vege SS, Chari ST. Fukuoka criteria accurately predict risk for adverse outcomes during follow-up of pancreatic cysts presumed to be intraductal papillary mucinous neoplasms. *Gut*. 2016 Jul 7
7. **Mukewar S**, Sharma A, Rubio-Tapia A, Wu TT, Jabri B, Murray JA. Open-Capsule Budesonide for Refractory Celiac Disease. *Am J Gastroenterol*. 2017 Mar 21
8. **Mukewar S**, Costedio M, Wu X, Bajaj N, Lopez R, Brzezinski A, Shen B. Severe adverse outcomes of endoscopic perforations in patients with and without IBD. *Inflamm Bowel Dis*. 2014 Nov;20(11):2056-66
9. **Mukewar S**, Mukewar S, Ravi R, Prasad A, S Dua K. Colon tuberculosis: endoscopic features and prospective endoscopic follow-up after anti-tuberculosis treatment. *Clin Transl Gastroenterol*. 2012 Oct 11;3:e24
10. **Mukewar S**, Wu X, Lopez R, Shen B. Comparison of long-term outcomes of S and J pouches and continent ileostomies in ulcerative colitis patients with restorative proctocolectomy-experience in subspecialty pouch center. *J Crohns Colitis*. 2014 Oct 1;8(10):1227-36
11. **Mukewar S**, Hall P, Lashner BA, Lopez R, Kiran RP, Shen B. Risk factors for nephrolithiasis in patients with ileal pouches. *J Crohns Colitis*. 2013 Feb;7(1):70-8
12. **Mukewar S**, Mani P, Wu X, Lopez R, Shen B. YouTube and inflammatory bowel disease. *J Crohns Colitis*. 2013 Jun;7(5):392-402
13. **Mukewar S**, Wu X, Lopez R, Kiran RP, Remzi FH, Shen B. Ethnicity and the risk of development of Crohn's disease of the ileal pouch. *J Crohns Colitis*. 2013 Jun;7(5):e178-85
14. Sharma A, **Mukewar S**, Mara K, Dierkhising R, Kamath P, Cummins N. Epidemiologic Factors, Clinical Presentation, Causes, and Outcomes of Liver Abscess: A 35-Year Olmsted County Study. *Mayo Clinic Proceedings: Innovations, Quality & Outcomes*. Volume 2, Issue 1, 2018. Pages 16-25
15. de Pretis N, **Mukewar S**, Aryal-Khanal A, Bi Y, Takahashi N, Chari S. Pancreatic cysts: Diagnostic accuracy and risk of inappropriate resections. *Pancreatology* 2017 Mar - Apr;17(2):267-272
16. Sharma A, **Mukewar S**, Vege SS. Clinical Profile of Pancreatic Cystic Lesions in von Hippel-Lindau Disease. *Pancreas* 2017 Aug;46(7):948-952.
17. Abu Dayyeh B, **Mukewar S**, Vargas Vallis E, Majumder S, Topazian M, Levy M, Petersen B, Gostout C, Baron T, Abu Dayyeh B. Endoscopic necrosectomy using large diameter self-expandable metal stents is superior to necrosectomy with plastic stents. *Gastrointest Endosc*. 2017 May 3.
18. Arora Z, **Mukewar S**, Lopez R, Camino D, Shen B, Hall P. Etiopathogenesis of Nephrolithiasis in Ulcerative Colitis Patients with the Ileal Pouch Anal Anastomosis. *Inflamm Bowel Dis*. 2017 Mar 15

19. Arora Z, **Mukewar S**, Wu X, Shen B. Risk factors and clinical implication of superimposed *Campylobacter jejuni* infection in patients with underlying ulcerative colitis. *Gastroenterol Rep (Oxf)*. 2016 Nov;4(4):287-292
20. Wu XR, **Mukewar S**, Hammel JP, Remzi FH, Shen B. Comparable Pouch Retention Rate Between Pediatric and Adult Patients After Restorative Proctocolectomy and Ileal Pouches. *Clin Gastroenterol Hepatol*. 2014 Aug;12(8):1295-302.
21. Lewis B, **Mukewar S**, Lopez R, Brzezinski A, Hall P, Shen B. Frequency and risk factors of renal insufficiency in inflammatory bowel disease inpatients. *Inflamm Bowel Dis*. 2013 Aug;19(9):1846-51.
22. Wu XR, **Mukewar S**, Kiran RP, Hammel JP, Remzi FH, Shen B. The presence of primary sclerosing cholangitis is protective for ileal pouch from Crohn's disease. *Inflamm Bowel Dis*. 2013 Jun;19(7):1483-9.
23. Wu XR, **Mukewar S**, Kiran RP, Remzi FH, Hammel J, Shen B. Risk factors for peristomal pyoderma gangrenosum complicating inflammatory bowel disease. *J Crohns Colitis*. 2013 Jun;7(5):e171-7.
24. Wu XR, **Mukewar S**, Kiran RP, Remzi FH, Shen B. Endoscopic dilation versus surgical stricturoplasty in the treatment of ileal pouch strictures. *J Gastrointest Surg*. 2013 Aug;17(8):1452-61.
25. Navaneethan U, **Mukewar S**, Venkatesh PG, Lopez R, Shen B. Clostridium difficile infection is associated with worse long term outcome in patients with ulcerative colitis. *J Crohns Colitis*. 2012 Apr;6(3):330-6.
26. Sourianarayanan A, **Mukewar S**, Upchurch BR, Bauer TW, Sanaka MR. Double-balloon enteroscopy enabled the diagnosis of duodenal adenocarcinoma in a patient with Roux-en-Y gastric bypass surgery presenting with chronic anemia. *Gastrointest Endosc*. 2011 Apr;73(4): 837-8.
27. Wu XR, Kiran RP, **Mukewar S**, Remzi FH, Shen B. Diagnosis and management of pouch outlet obstruction caused by common anatomical problems after restorative proctocolectomy. *J Crohns Colitis*. 2014 Apr 1;8(4):270-5.
28. Navaneethan U, Venkatesh PG, **Mukewar S**, Lashner BA, Remzi FH, McCullough AJ, Kiran RP, Shen B, Fung JJ. Progressive primary sclerosing cholangitis requiring liver transplantation is associated with reduced need for colectomy in patients with ulcerative colitis. *Clin Gastroenterol Hepatol*. 2012 May;10(5):540-6.
29. Wu XR, Kiran RP, Remzi FH, Katz S, **Mukewar S**, Shen B. Preoperative pelvic radiation increases the risk for ileal pouch failure in patients with colitis-associated colorectal cancer. *J Crohns Colitis*. 2013 Nov 1;7(10):e419-26.
30. Issa D, Irani S, Law R, Shah S, Bhalla S, Mahadev S, Hajifathalian K, Sampath K, **Mukewar S**, Carr-Locke DL, Khashab MA, Sharaiha RZ. Endoscopic ultrasound-

guided gallbladder drainage as a rescue therapy for unresectable malignant biliary obstruction: a multicenter experience. *Endoscopy* 2021 Aug;53(8):827-831.

31. Hajifathalian K, Ichkhanian Y, Dawod Q, Meining A, Schmidt A, Glaser N, Vosoughi K, Diehl DL, Grimm IS, James T, Templeton AW, Samarasena JB, Chehade NEH, Lee JG, Chang KJ, Mizrahi M, Barawi M, Irani S, Friedland S, Korc P, Aadam AA, Al-Haddad M, Kowalski TE, Smallfield G, Ginsberg GG, Fukami N, Lajin M, Kumta NA, Tang SJ, Naga Y, Amateau SK, Kasmin F, Goetz M, Seewald S, Kumbhari V, Ngamruengphong S, Mahdev S, **Mukewar S**, Sampath K, Carr-Locke DL, Khashab MA, Sharaiha RZ. Full-thickness resection device (FTRD) for treatment of upper gastrointestinal tract lesions: the first international experience. *Endosc Int Open*. 2020 Oct;8(10):E1291-E1301.
32. Duseja A, Singh SP, Mehta M, Shalimar, Venkataraman J, Mehta V, Devadas K, Kar SK, Goyal O, Nagral A, Saigal S, Nijhawan S, Praharaj D, Shukla A, Sharma B, Narayanasamy K, Kumar P, Rao PN, Arora A, Mehta R, Asati P, Ranjan P, Koshy A, Alam S, Mukewar S, **Mukewar S**, Mohan Prasad VG, Rastogi M, Sanyal AJ. Clinicopathological Profile and Outcome of a Large Cohort of Patients with Nonalcoholic Fatty Liver Disease from South Asia: Interim Results of the Indian Consortium on Nonalcoholic Fatty Liver Disease. *Metab Syndr Relat Disord*. 2022 Jan 25.

Case reports

1. Ehrlich D, Naini B, **Mukewar S**. A rare cause of gastric wall thickening. *Gastroenterology* 2017 Oct 5.
2. Ehrlich D, **Mukewar S**, Wang H, Muthusamy VR. Bite-on-bite technique for removal of a gastric subepithelial lipoma. *VideoGIE*. 2019;4(3):108-110.
3. Hajifathalian K, Issa D, Carr-Locke D, **Mukewar S**. Cystic duct remnant syndrome: endoscopic approach to management. *VideoGIE*. 2019;4(12):563-564.
4. Karandikar A, Mukewar S, **Mukewar S**. Laser lithotripsy and removal of calculi from minor pancreatic duct in pancreas divisum. *VideoGIE*. 2020 Oct 13;6(1):30-31.

Comments

1. Cohen-Mekelburg S, Schwartz RE, Rosenblatt R, Brown RS Jr, Tafesh ZH, Tow C, Russo N, Schneider Y, Gupta V, **Mukewar S**, Shen NT, Novikov A. Hepatology Highlights. *Hepatology*. 2018 May;67(5):1647-1650
2. Niec R, Schwartz RE, Rosenblatt R, Gupta V, Tafesh ZH, Brown RS, Russo N, Cohen-Mekelburg S, **Mukewar S**, Novikov A. Hepatology Highlights. *Hepatology*. 2018 Apr;67(4):1195-1197.
3. Rosenblatt R, Brown RS Jr, **Mukewar S**, Schneider Y, Schwartz RE, Cohen-Mekelburg S, Tow C, Novikov A, Russo N, Tafesh ZH, Gupta V. Hepatology Highlights. *Hepatology*. 2018 Mar;67(3):817-819.

4. Russo N, Brown RS Jr, Rosenblatt R, Schwartz RE, Shah S, Tow C, Shen NT, **Mukewar S**, Gupta V, Novikov A. Hepatology Highlights. Hepatology. 2018 Feb;67(2):461-463.

Non Peer-Review Publications

1. **Mukewar S**, Joshi PP. Efficacy of Metadoxine in Alcoholic Fatty Liver Disease – A Randomized Double Blind Controlled Trial. Published in Indian Council of Medical Research annual report, 2003
2. **Saurabh Mukewar**, Suresh Chari. Pancreatic Cystic Neoplasms: The Essentials. AGA New Gastroenterologist Supplement (Winter 2015)

Textbook and Book Chapters

1. **Pancreas and Biliary Disease: A Point of Care Clinical Guide (Springer)**. Chapter 5. Steroid-Responsive Chronic Pancreatitides: Autoimmune Pancreatitis and Idiopathic Duct Centric Chronic Pancreatitis Nicolo' de Pretis, Yan Bi, **Saurabh Mukewar**, Suresh Chari
2. **Saurabh Mukewar**, Suresh T Chari. Chapter: Pancreatic cysts. The Pancreas: An Integrated Textbook of Basic Science, Medicine, and Surgery, third edition.
3. Singh S, **Mukewar S**, Carr-Locke D. Advances in Endoscopic Imaging of Biliary Tree. Gastrointestinal and Pancreatico-Biliary Diseases: Advanced Diagnostic and Therapeutic Endoscopy, 2021.
4. Chhoda A, **Mukewar SS**, Mahadev S. Managing Gallstone Disease in the Elderly. Clin Geriatr Med. 2021 Feb;37(1):43-69.

Published abstracts

1. **Mukewar S**, S. Mukewar and K. S. Dua (2007). "Tuberculosis of the colon: endoscopic features with prospective follow-up after anti-tuberculosis treatment." *Gastrointestinal Endoscopy* 65(5): AB253.
2. **Mukewar S**, P. Hall, R. Lopez and B. Shen (2011). Prevalence and Risk Factors for Nephrolithiasis in Ulcerative Colitis Patients with Ileal Pouch Anal Anastomosis-The First Study in the Literature. *American Journal of Gastroenterology* Oct;106(10):S471,AB1244
3. **Mukewar S**, P. Mani, R. Lopez and B. Shen (2011). YouTube: A Friend or Foe When You Are Taking Care of IBD Patients? *American Journal of Gastroenterology* Oct;106(10):AB1272
4. **Mukewar S**, S. Mukewar, R. Lopez and B. Shen (2011). Disease Course of Ulcerative Colitis is Different Between Asian Indians and Americans. *American Journal of Gastroenterology* Oct;106(10):AB1240
5. **Mukewar S**, X. Wu, M. Costidio, A. Brzezinski, R. Kiran, R. Lopez and B. Shen (2012). "Colonoscopic Perforation in IBD and non - IBD Patients Bears Similar Severe

Adverse Outcomes: P - 99 YI." *Inflammatory Bowel Diseases* 18: S54.

6. **Mukewar, S.**, S. Mukewar, K. Limaye, R. Lopez, X. Wu and B. Shen (2012). "Tu1249 Environmental Factors Impact the Natural History of Ulcerative Colitis (UC): Indian-Americans With UC Have a Higher Risk for Colectomy Than Asian Indian Counterparts." *Gastroenterology* 142(5): S-784.
7. **Mukewar, S.**, X. Wu, P. R. Kiran, F. H. Remzi and B. Shen (2012). "Mo1717 S-Pouch is Associated With a Low Risk of Pouchitis but a High Risk of Surgical Technique-Related Complications in Ulcerative Colitis Patients With Restorative Proctocolectomy." *Gastroenterology* 142(5): S-668.
8. **Mukewar, S.**, X. Wu, R. Lopez, P. R. Kiran, F. H. Remzi and B. Shen (2012). "Mo1468 Ethnicity Defines the Risk of Crohn's Disease of the Ileoanal Pouch." *Gastroenterology* 142(5): S-1071-S-1072.
9. **Mukewar, S.**, J. Markus, X. Wu and B. Shen (2013). "Sa1243 Adverse Outcomes in Patients With Clostridium difficile Enteritis-A Case-Control Study." *Gastroenterology* 144(5): S-240.
10. **Mukewar, S.**, A. Gupta, T. H. Baron, K. M. Furutani and C. L. Hallemeier (2014). "Su1648 Endoscopic Transpapillary Insertion of Nasobiliary Catheters for High Dose Rate (HDR) Brachytherapy As Part of Neoadjuvant Therapy for Perihilar Cholangiocarcinoma: Mayo Clinic Experience." *Gastrointestinal Endoscopy* 79(5): AB246-AB246.
11. **Mukewar S**, Kumar N, Jirapinyo P, Ghazizadeh H, Thompson C, Gostout C, Abu Dayyeh B. "P1737. Endoscopic Transoral Reduction (TORe) for Treatment of Weight Regain After Roux-en-Y Gastric Bypass (RYGB): A Meta-Analysis. *American Journal of Gastroenterology* Oct;109(S2): S587
12. **Mukewar, S**, Aryal-Khanal A, Takahashi N, Vege SS, Topazian M, Levy M, Chari S. "1035 Risk for Developing Adverse Outcomes in Suspected Intraductal Papillary Mucinous Neoplasms Without High Risk or Worrisome Features." *Gastroenterology* 148(4): S-196.
13. **Mukewar, S**, Aryal-Khanal A, Takahashi N, Vege SS, Topazian M, Levy M, Chari S. "1035 Risk for Developing Adverse Outcomes in Suspected Intraductal Papillary Mucinous Neoplasms Without High Risk or Worrisome Features." *Gastrointestinal Endoscopy*, Vol. 81, Issue 5, AB186.
14. **Mukewar S**, Kumar N, Catalano MF, Thompson CC, Gostout CJ. "Mo1535 Outcomes of Fistula Closure by Endoscopic Suturing: a Multi-Center Study." *Gastrointestinal Endoscopy*, Vol. 81, Issue 5, AB456.
15. **Mukewar S**, Vargas E, Majumder S, Topazian M, Levy MJ, Petersen BT, Gostout CJ, Baron TH, Abu Dayyeh B. "707 Endoscopic Necrosectomy Using Large Diameter Self-Expandable Metal Stents Is Superior to Necrosectomy With Plastic Stents." *Gastrointestinal Endoscopy*, Vol. 81, Issue 5, AB161.
16. Wu, X., **S. Mukewar**, P. Kiran, J. Hammel, F. Remzi and B. Shen (2012). The Presence

of Primary Sclerosing Cholangitis is Associated with a Lower Risk for Crohn's Disease of the Ileal Pouch. *American Journal of Gastroenterology* Oct;107(10): AB1664

17. Wu, X., **S. Mukewar**, R. Kiran, F. Remzi and B. Shen (2012). "Pediatric and Adult Patients Had a Similar Pouch Survival Rate after Restorative Proctocolectomy: O - 2." *Inflammatory Bowel Diseases* 18: S2-S3.
18. Wu, X., **S. Mukewar** and B. Shen (2012). "Mo1722 High Body Mass Index and Asthma are Risk Factors Associated With Peristomal Pyoderma Gangrenosum." *Gastroenterology* 142(5): S-669-S-670.
19. Navaneethan, U., **S. Mukewar**, P. Venkatesh, R. Lopez and B. Shen (2011). "Clostridium difficile infection is associated with worse long term outcome in patients with ulcerative colitis: O - 4." *Inflammatory Bowel Diseases* 17: S2.
20. Lewis, B., **S. Mukewar**, R. Lopez, P. Hall and B. Shen (2012). "Tu1254 Prevalence and Risk Factors for Renal Insufficiency in IBD Inpatients." *Gastroenterology* 142(5): S-785-S-786.
21. Liu, Z., **S. Mukewar**, E. Y. Queener, R. Ni and B. Shen (2012). "Mo1714 Chronic Pouchitis is Associated With an Increased Risk for Pouch Polyp in Patients With Underlying Ulcerative Colitis." *Gastroenterology* 142(5): S-667.
22. Wu, X., **S. Mukewar**, P. R. Kiran, F. H. Remzi and B. Shen (2013). "Mo1701 Surgical Strictureplasty in the Treatment of Pouch Strictures." *Gastroenterology* 144(5): S-1094.
23. Arora Z, **Mukewar S**, Haywood C, Wu X, Camino D, Shen B (2014). Etiopathogenesis of Nephrolithiasis in Ulcerative Colitis Patients With the Ileal Pouch anal Anastomosis. *Inflammatory Bowel Diseases* 20: S63.
24. Al-Bawardy B, **Mukewar S**, Alfred Genco A, Galvao Neto M, Lopez-Nava G, Kumar N, Thompson CC, Wilson E, Gostout CJ, Abu Dayyeh B. "Mo1549 Meta-Analysis of the Orbera Intra-gastric Balloon for the Endoscopic Management of Obesity" *Gastrointestinal Endoscopy*, Vol. 81, Issue 5, AB462.
25. Navaneethan, U., **S. Mukewar**, P. G. Venkatesh, B. Lashner, F. H. Remzi, P. R. Kiran and B. Shen (2012). "Sa1275 Impact of Crohn's Disease on the Long Term Outcome of Patients With Primary Sclerosing Cholangitis." *Gastroenterology* 142(5): S-260-S-261.
26. Navaneethan, U., P. G. Venkatesh, **S. Mukewar**, J. Hammel, F. Remzi, R. Kiran and B. Shen (2011). "The impact of severity of primary sclerosing cholangitis and clinical outcome in patients with Ulcerative Colitis: O - 6." *Inflammatory Bowel Diseases* 17: S2-S3.
27. Navaneethan, U., P. G. Venkatesh, **S. Mukewar**, B. Lashner, F. H. Remzi, P. R. Kiran, B. Shen and J. J. Fung (2012). "28 Impact of Ulcerative Colitis on the Long Term Outcome of Patients With Primary Sclerosing Cholangitis." *Gastroenterology* 142(5): S-8.
28. Navaneethan, U., M. Butt, P. Venkatesh, **S. Mukewar**, G. Kochhar and A. Brzezinski

- (2011). Atypical Presentation of Autoimmune Enteropathy. *American Journal of Gastroenterology* Oct;106(10):AB935
29. Arora Z, Wu X, **Mukewar S**, Shen B. Risk Factors for Campylobacter jejuni Infection and Impact on the Disease Course in Patients With Ulcerative Colitis. *American Journal of Gastroenterology* Oct;109(S2): S506
30. Wu, X., P. R. Kiran, F. H. Remzi, **S. Mukewar** and B. Shen (2012). "730 Pelvic Radiation Increases the Risk of Ileal Pouch Failure in Patients With Colorectal Cancer Complicating Inflammatory Bowel Disease." *Gastroenterology* 142(5): S-1037-S-1038.
31. Wu, X., N. Lan, **S. Mukewar**, P. Kiran, F. Remzi and B. Shen (2012). Autoimmune hepatitis is associated with a high prevalence of gut inflammatory disorders. *American Journal of Gastroenterology* Oct;107(10): AB1668
32. Wu, X., R. Kiran, **S. Mukewar**, F. Remzi and B. Shen (2013). Diagnosis and management of efferent limb syndrome in patients with ileal pouches. *Diseases of the Colon and Rectum* 56 (4): E184.

Educational Activities

Curriculum/Course Development and Coordination

- Co-founder, LEAD (Learning and Educating Aspiring Doctors) elective for Internal Medicine Residents, Cleveland Clinic Foundation, Ohio, 2012
 - Designed an elective rotation for second and third year Internal Medicine residents to teach third and fourth year students at Cleveland Clinic Lerner College of Medicine.
- Teaching associate, Cleveland Clinic Lerner College of Medicine, Ohio, 2011-12
 - Involved in formulating and amending curriculum for Pulmonary Medicine for medical students along with Dr. Joseph Parambil, Associate Staff, Pulmonary, Allergy and Critical Care Medicine
- Teaching associate, Cleveland Clinic Lerner College of Medicine, Ohio, Oct. – Dec., 2011
 - Graded multiple concept appraisal questions for first year medical students and provided effective feedback to students.

Teaching activities

- Teaching assistant, practice based medicine session on "Hemoglobin and transport of oxygen in blood", Cleveland Clinic Lerner College of Medicine, Ohio – Nov. 8, 2011
- Teaching assistant, practice based medicine session on "Cardiac cycle, heart sounds and myocardial function review", Cleveland Clinic Lerner College of Medicine, Ohio - Sep 27, 2011

Mentorship

- Career guide and advisor, medical students at various medical schools in Nagpur, India. Advised medical students with career plans and guided them through various steps for US Medical Licensing Examination (USMLE) and All India entrance examination for post-

graduate entrance.

- Priyanka Pophali, Indira Gandhi Medical College, Nagpur, India – Currently Hematology and Oncology fellow, Mayo Clinic, Rochester
- Neha Lad, Government College Nagpur, India – Currently a third year General Surgery Resident at Yale University, Connecticut
- Kaustubh Limaye, NKP Salve Institute of Medical Sciences, Nagpur, India – Currently an Instructor in Medicine, University of Iowa
- Ayush Sharma, Research fellow, Mayo Clinic, Rochester

Presentations International

- Presented in American College of Gastroenterology Annual Meeting – Large International Gastroenterology Conference, Washington DC, USA, 2011 on “Prevalence and Risk Factors for Nephrolithiasis in Ulcerative Colitis Patients with Ileal Pouch Anal Anastomosis-The First Study in the Literature”
- Presented in American College of Gastroenterology Annual Meeting – Large International Gastroenterology Conference, Washington, DC, USA, 2011 on “YouTube: A Friend or Foe When You Are Taking Care of IBD Patients?”
- Presented in American College of Gastroenterology Annual Meeting – Large International Gastroenterology Conference, Washington, DC, USA, 2011 on “Disease Course of Ulcerative Colitis is Different Between Asian Indians and Americans”
- Presented at Digestive Disease Week – Largest International Gastroenterology Conference, San Diego, CA, USA, 2012 on “S-Pouch is Associated With a Low Risk of Pouchitis but a High Risk of Surgical Technique-Related Complications in Ulcerative Colitis Patients With Restorative Proctocolectomy”
- Presented at Digestive Disease Week – Largest International Gastroenterology Conference, San Diego, CA, USA, 2012 on “Chronic Pouchitis is Associated With an Increased Risk for Pouch Polyp in Patients With Underlying Ulcerative Colitis”
- Presented at Digestive Disease Week – Largest International Gastroenterology Conference, San Diego, CA, USA, 2012 on “Chronic Pouchitis is Associated With an Increased Risk for Pouch Polyp in Patients With Underlying Ulcerative Colitis”
- Presented at Crohn’s and Colitis Foundation of America National Meeting, Hollywood, FL, 2012 – Largest International IBD Conference, San Diego, USA, 2012 on “Colonoscopic Perforation in IBD and non_IBD Patients Bears Similar Severe Adverse Outcomes”
- Presented at Digestive Disease Week – Largest International Gastroenterology Conference, San Diego, CA, USA, 2012 on “Ethnicity Defines the Risk of Crohn's Disease of the Ileoanal Pouch”
- Presented at Digestive Disease Week – Largest International Gastroenterology Conference, San Diego, CA, USA, 2012 on “Environmental Factors Impact the Natural

History of Ulcerative Colitis (UC): Indian Americans With UC Have a Higher Risks for Colectomy Than Asian Indian Counterparts”

- Presented at Digestive Disease Week – Largest International Gastroenterology Conference, Chicago, OH, USA, 2014 on “Endoscopic Transpapillary Insertion of Nasobiliary Catheters for High Dose Rate (HDR) Brachytherapy As Part of Neoadjuvant Therapy for Perihilar Cholangiocarcinoma: Mayo Clinic Experience”
- Presented in American College of Gastroenterology Annual Meeting – Large International Gastroenterology Conference, Philadelphia, PA, USA, 2014 on “Endoscopic Transoral Reduction (TORe) for Treatment of Weight Regain After Roux-en-Y Gastric Bypass (RYGB): A Meta-Analysis”
- Presented at Digestive Disease Week – Largest International Gastroenterology Conference, Washington, DC, USA, 2015 on “Risk for Developing Adverse Outcomes in Suspected Intraductal Papillary Mucinous Neoplasms Without High Risk or Worrisome Features”
- Presented at Digestive Disease Week – Largest International Gastroenterology Conference, Washington, DC, USA, 2015 on “Endoscopic Necrosectomy Using Large Diameter Self-Expandable Metal Stents Is Superior to Necrosectomy With Plastic Stents”
- Presented at Digestive Disease Week – Largest International Gastroenterology Conference, Washington, DC, USA, 2015 on “Outcomes of Fistula Closure by Endoscopic Suturing: a Multi-Center Study”
- Presented at American Pancreas Association National Meeting, San Diego, CA, 2015 on “Pancreatic Cysts: Diagnostic Accuracy and Risk of Inappropriate Resections”
- Presented at American Pancreas Association National Meeting, San Diego, CA, 2015 on “Adverse Outcomes of Pancreatic Cysts With Fukuoka Positive Features”
- Presented at Digestive Disease Week – Largest International Gastroenterology Conference, San Diego, CA, USA, 2015 on “Growth Rate of Mucinous Cystic Neoplasms: Is Radiologic Surveillance Feasible?”
- Presented at European Association for the Study of The Liver conference in Vienna, Austria 2015 on “Clinical, biochemical and histopathologic profile of subjects with glycogenic hepatopathy (Mauriac syndrome)”
- Presented at Digestive Disease Week – Largest International Gastroenterology Conference, San Diego, CA, USA, 2016 on “Clinical, Biochemical and Histopathological Profile of Subjects With Glycogenic Hepatopathy and Comparison With Type 1 Diabetes Patients”
- Presented at Digestive Disease Week – Largest International Gastroenterology Conference, San Diego, CA, USA, 2016 on “Open Capsule Budesonide for Refractory Celiac Disease: A Single Center Study”
- Asia Pacific Digestive Week, Kolkata, India – December 2019. Talk on “Setting up an

efficient endoscopic unit”, Chairperson for “Live endoscopy session”, hands on training on “cholangioscopy”, 2nd prize “Boston Scientific Video Contest”, chaired “poster session”, presented abstract on “G-POEM for gastroparesis: Weill Cornell experience”

National

- Association of Minimal Access Surgeons conference (AMASICON), India – November 2019. Talk on “Endoscopic management of surgical complications”
- Chairperson, Endoscopy and Liver session. Indian Association for the Study of the Liver, Annual Meeting, August 2018
- Faculty in IEE/ESD/Third Space Endoscopy Conference in Pune. Conducted a session on injectates for ESD, presented cases in “share and learn” session and moderated session on POEM – July 2021
- Faculty in ENDOCON 2021 – Annual Scientific Meeting of SGEI – Delivered a talk on “Recent publications in EUS that will change the practice of endoscopy” – July 2021
- Chaired a session on “Endoscopy case video competition” ISGCON 2021, Pune – Feb 2022

Regional

- Asian Institute of Gastroenterology, Hyderabad – July 2018. Talk on “Cystic lesions of Pancreas”
- Purbanchal Gastrocon – Gastroenterology conference for Chattisgarh and Orissa, Raipur, Chattisgarh. August 2018. Talk on “Liver transplant: the basics”
- Academy of Medical Sciences meeting, Nagpur 2018. Talk on “Outcomes and complications following liver transplant”
- All India Institute of Medical Sciences, New Delhi – August 2018. Talk on “Cystic lesions of Pancreas”
- Academy of Medical Sciences, Sadar, Nagpur – December 2019. Talk on “New in Midas”
- GPCON 2020 organized by Midas Medical Foundation – Jan 2020, Nagpur, India. Organizing committee member. Talk on “Endoscopic management of Obesity” and “Cholangioscopy and Pancreatoscopy”
- National Cancer Institute, Nagpur, India – February 2020. Talk on “Advanced Endoscopy for Cancer patients”
- Talk on “Latest in Interventional Endoscopy” – February 2020. Chhindwara, MP in association with IMA, Chhindwara and Midas Medical Foundation.

- VAPCION 2020. March 2020. Talk on “What is new in Interventional Endoscopy”
- Delivered a talk on “Latest in Gastroenterology” at NIMACON 2021, organized by IMA, Nagpur.

Webinars

- Webinar on Upper GI bleed (regional) – April 2020 for Associations of Surgeons, Nagpur. Attended by 100 people.
- Webinar on upper GI bleed (national) – May 2020. Organized by Midas Medical Foundation in Association with Torrent Pharmaceuticals. Attended by 1800 attendees across India.
- Part of panel discussion on “Role of Vasoconstrictors in Liver Cirrhosis” by Cipla Pharmaceuticals with multiple national faculties led by Dr. Rakhi Maiwal, ILBS New Delhi. May 2020.
- Webinar on “Cholangioscopy: Interesting Cases” organized by Boston Scientific Asia Pacific. Attended by >100 attendees across the world. May 2020.
- Webinar on “Interventional EUS: Emerging Applications with Interesting Cases” organized by Boston Scientific Asia Pacific. Attended by >100 attendees across the world. June 2020.
- Webinar on “Interventions in Acute Pancreatitis” in the Associations of Surgeons, Nagpur. June 2020.
- Webinar on “Diabetes and Gastrointestinal Diseases” organized by Torrent Pharmaceuticals. Attended by >100 attendees regionally. August 2020.
- Webinar by Society of Gastrointestinal Endoscopy of India Mid-Term meeting. Panel discussion on pancreatic cysts with talk by Dr. Bronte Holt. August 2020. Attended by >1,000 delegates.
- Webinar of “Albumin in Decompensated Liver Cirrhosis” organized by Takeda Pharmaceuticals. Sep 2020.
- Webinar (IAMICON) organized by Cadilla Pharmaceuticals. Panel discussion on “Probiotics in Gastroenterology” with talk by Eamonn Quigley. Attended by >4,000 attendees.
- Webinar by Midas Medical Foundation and NATCO Pharmaceuticals. Presented on “Endoscopic Management of Obesity and NASH”. Attended by 88 attendees.
- Webinar – Presented an interesting case of EUS guided GB drainage after failed EUS guided choledochoduodenostomy and ERCP for malignant biliary obstruction at India EUS Summit 2021.
- Webinar – Moderated session on Endotherapy for GERD and Barrett’s updates. Jan 2021.
- Webinar – “Landmark papers in GI Endoscopy and Surgery” by Midas Medical Foundation,

ASN and DDS-Nagpur. Jan 2021.

- Webinar – Moderated session on “ERCP” by Dr. David Carr-Locke, May 2021 in Midas GI Grand Rounds
- Webinar – Moderated session on “Hepatitis B” by Dr. Robert Brown, May 2021 in Midas GI Grand Rounds
- Webinar – Moderated session on “Refractory GERD” by Dr. Philip Katz, May 2021 in Midas GI Grand Rounds
- Webinar – Moderated session on “Chronic Pancreatitis” by Dr. Suresh Chari, May 2021 in Midas GI Grand Rounds
- Webinar – Moderated session on “Esophageal Strictures” by Dr. Kulwinder Dua, June 2021 in Midas GI Grand Rounds
- Webinar – Moderated session on “ERCP: Beyond the basics” by Dr. Raman Muthusamy, June 2021 in Midas GI Grand Rounds
- Webinar – Moderated session on “Artificial Intelligence in Gastroenterology” by Dr. Michael Wallace, June 2021 in Midas GI Grand Rounds
- Webinar – Moderated session on “New Insights into Dyspepsia” by Dr. Nicholas Talley, June 2021 in Midas GI Grand Rounds
- Webinar – Talk on “Refractory Esophageal Stricture” for Digestive Disease Society, Nagpur, May 2021
- Webinar – Moderator for a talk on “Current perspective in diagnosis and management of GERD and hiatus hernia - “Clinics in Hepato-Biliary Disease: 2021” organized by Institute of Liver Gastroenterology & Pancreaticobiliary Sciences (ILGPS), Sir Ganga Ram Hospital, under the aegis of “Delhi Liver Foundation” – August 2021
- Webinar – Moderated a session on “Improving medication adherence through behavioral science.” Organized by Abbott Medical Inc. – August 2021
- Webinar – Organized an event “EUS for beginners” and gave a talk on Basics of Upper EUS – August 2021
- Webinar – Delivered a talk on “Technical Tips for placement of LAMS/BFMS” in EUS Masterclass series organized by SGEI – August 2021
- Webinar – Panel Discussion on “Infections in Necrotizing Pancreatitis” in GISICON 2021 organized by PGI, Chandigarh – August 2021
- Webinar – debated on “Endoscopic Management of Necrotizing Pancreatitis” in Associations of Surgeons, Nagpur – Sep 2021

- Talk on “Latest in Interventional Endoscopy” – Sep 2021. Amravati, Maharashtra in association with IMA, Amravati
- Webinar – National Webinar by Abbott Inc. Gave a talk on “GERD beyond PPIs” on October 16th, 2021
- Webinar – Panel Discussion on “Upper GI endoscopy preparation and early gastric cancer” detection by the ISG TN chapter – October 2021
- Webinar – Moderated a session on “Management of Achalasia: Debate” in Associations of Surgeons, Nagpur – Oct 2021

Midas Clinical Meetings

- Presented cases of “Cholangioscopy” and “Foreign body removal” at 93rd Midas Clinical Meeting in February 2020
- Presented case on “Large WOPN managed successfully endoscopically” and “Pancreatotomy and laser lithotripsy across minor papillary orifice” in 94th Clinical Meeting in June 2020
- Presented a case of “Diagnostic EUS in Ampullary Adenoma complicated with perforation managed endoscopically with Over The Scope Clip” in 95th Midas Clinical Meeting organized by Midas Medical Foundation. August 2020
- Presented two cases of “Complex Hilar Cholangiocarcinoma” at 96th clinical meeting in October 2020
- Presented a case of “Cholangioscopy for hilar stricture” and a case of “EUS guided coiling of gastric varix” at 97th clinical meeting in December 2020
- Presented a case of “EUS-FTRD for duodenal mass” and “ERC in altered anatomy” at 99th clinical meeting in April 2021
- Presented a case of “Endoscopic management of Boerhaave’s syndrome with Endoscopic Vacuum Therapy with Endosponge: First case in India” at 100th clinical meeting in August 2021
- Presented a case of “Endoscopic removal of ampullary mass with ESD-EMR” at 101st clinical meeting in October 2021
- Presented a case of “Per Rectal Endoscopic Myotomy” at 102nd Midas Clinical Meeting in Dec 2021
- Presented a case of “Cholangioscopy guided biliary access in completely occluded bile duct” at 103rd Midas Clinical Meeting in Feb 2022